

## Description


### PG 1000 Cutting Tool Inspection System

Compare the Features:

- 5 Mega pixel camera requiring minimum lighting, reduces hot spots from lighting
- 12x microscope, magnifications form 12.5x to 145x. Magnifications automatically synchronize to PC
- Automatic screen calibration with electronic magnification change stabilization
- Area of interest edge detection, on one or more areas.
- Save tool documentation by area of inspection for total inspection document or inspection guide for future inspection
- Totally enclosed camera and microscope for system protection

Model 1000-400-CMN

Package includes hardware, software & computer



## Standard Hardware Configuration

---

<b>Microscope:</b>	00484-1A 12 x optical systems
<b>Magnification:</b>	12.5x, 20x, 30x, 40x, 50x, 60x, 70x, 80x, 90x, 110x, 120x, 125x, 130x, und 145x
<b>Field of view:</b>	12.5x = 25 mm, 20x = 16.7 mm, 30x = 11.6 mm, 40x = 8 mm, 50x = 6.6 mm, 60x = 5.4 mm 70x = 4.55 mm, 80x = 4.0 mm, 90x = 3.5 mm, 110x = 3.0 mm 120x = 2.8 mm, 125x = 2.6 mm, 130x = 2.5 mm, 145x = 2.3 mm
<b>Camera:</b>	5,0 Mega Pixel 1/2" USB colour camera
<b>Computer:</b>	Dell mini-tower, Core2Duo or AMD dual core processor, min. 1 GB RAM, min. 80 GB hard drive, DVI video input, 19" or 20" flat panel monitor Operating System: Windows 7 64bit or Windows 10 64bit





<b>Scales:</b>	RSF or Fagor
<b>Screen Resolution:</b>	
Live (manual probing)	Low= 0,20 mm (0,00078") 12.5x High= 0,0016 mm (0,000062") 145x
Live (with edge detection)	Low= 0,10 mm (0,00039") 12.5x High= 0,0008 mm (0,000031") 145x

## Standard Software Configuration

---

<b>Software language:</b>	German, English, other languages on request
<b>Screen display:</b>	Date, tool number and name input by operator, electronic crosshair (Z-axis) "X" horizontal and "Y" vertical, inch/metric display, menu bar, tool bar, status bar, note pad, Windows "Help" file



Automatic edge detection



Manual tracking by setpoints

## Standard Software Configuration

---

<b>File:</b>	Print and save images as CTM or JPG files, Image overlay, backup, restore
<b>Image Settings:</b>	Contrast, brightness, colour, monochrome
<b>Setup:</b>	Crosshair setup, magnification selection, system settings
<b>Options:</b>	Excel data storage (supplied by customer), qs-Stat optional
<b>Calibration:</b>	Calibrate using the PG 1000 calibration block. Both manual and automated process possible.
<b>Calculations:</b>	Measurements by screen point location, manual comparison to linear scales or by digitally automated edge detection  The calculation options contain included angles, opening angles, diameters, radii, spiral angles, cutting, width, distances, rake angles, wedge angles, clearance angles, midpoints and centre thickness.
<b>Comparisons:</b>	Comparisons are done over a live image or alternatively to an imported CAD drawing as a DFX-file
<b>Help-File:</b>	extensive help-texts Network compatible Supports ISO